

# LAUGHING BUDDHA ACADEMY

Class –IV

## Holiday Homework



*Dear Parents,*

*Summer vacation is here! The children of The Center School have worked hard throughout the school year and are now looking forward to the many pleasures that summer brings. During the summer months, please continue to enjoy some special reading time with your child. Just twenty minutes of reading each day will help your child maintain acquired skills and can have a great impact on his/her success in the upcoming school year.*

# ENGLISH-

## 1.ENGLISH STORY-Read ch-1 to5.

## 2.Make a list of fifty words which are categorized as

- 1.ten words related to spices.
- 2.ten words related to rare vegetales.
- 3.ten words related to utensils.
- 4.ten words related to food items.
- 5.ten words related to descrie someones personality.

### Holiday Homework

Class - 4

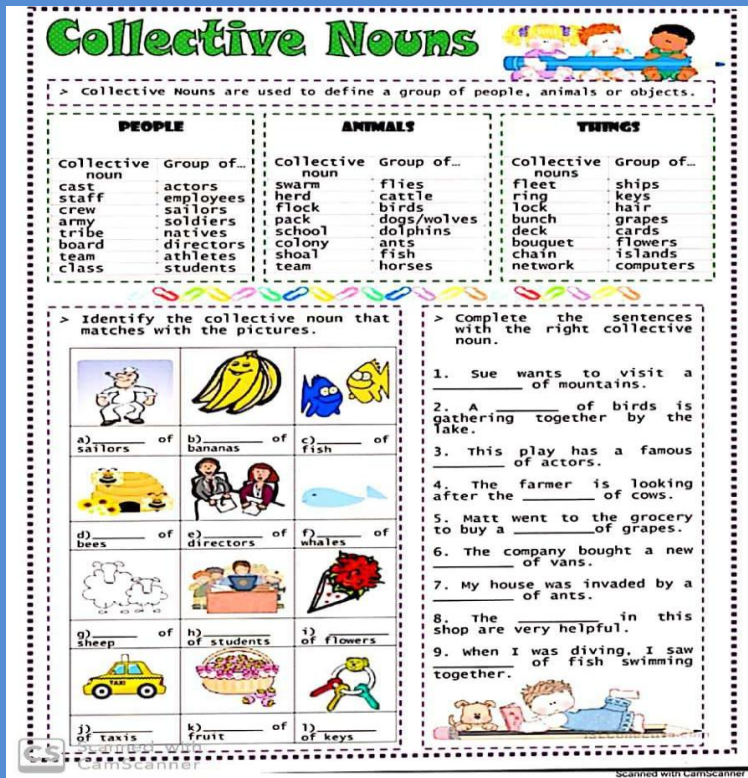
English

- Paste pictures of different trees and write five sentences on different types of trees.
- Learn well the taught portion in eng lit and lang.
- Suppose you saw a film on war. Write a paragraph making use of the following points.
  - The name of the film.
  - When and where you saw it.
  - What you liked most in the fil.
  - How you felt after watching it.
- Do all the exercises of given pages in Eng lit- 10,11,17,18,22,23,24 Eng lang - 1,2,3,4,5,6,14,15,17,18,19,20,97,98,99.
- Do and learn the given sheet.



Scanned with  
CamScanner

- 2.write ten pages of calligraphic writing.



## HINDI-

1.HINDI STORY-read chapter 1 to5.

2.

हिंदी --१ आँख नाक कान दांत बाल सम्बंधित ५--५ मुहावरे लिखिए ।

२ --अपने परिवार के सदस्यों से स्वस्थ रहने के १०

पद पूछकर लिखिए । ,

19:24

## MATHS-

- IQ quest-pg.no. 5,6,7,8,9,10.
- Make 2 mathematical puzzles using shapes or digit on A4 size coloured sheet and solve them separately.
- Illustrate table of 6 in for different ways

**More on Addition**

Add cross and down.

$\begin{array}{r} 40 + 1 = 41 \\ + \\ 10 + 5 = 15 \\ \hline 50 + 6 = 56 \end{array}$	$\begin{array}{r} 20 + 2 = \square \\ + \\ 30 + 7 = \square \\ \hline \square + \square = \square \end{array}$	$\begin{array}{r} 60 + 4 = \square \\ + \\ 30 + 4 = \square \\ \hline \square + \square = \square \end{array}$
$\begin{array}{r} 50 + 3 = \square \\ + \\ 10 + 4 = \square \\ \hline \square + \square = \square \end{array}$	$\begin{array}{r} 80 + 5 = \square \\ + \\ 10 + 3 = \square \\ \hline \square + \square = \square \end{array}$	$\begin{array}{r} 10 + 3 = \square \\ + \\ 40 + 2 = \square \\ \hline \square + \square = \square \end{array}$
$\begin{array}{r} 60 + 4 = \square \\ + \\ 20 + 2 = \square \\ \hline \square + \square = \square \end{array}$	$\begin{array}{r} 50 + 1 = \square \\ + \\ 10 + 3 = \square \\ \hline \square + \square = \square \end{array}$	$\begin{array}{r} 30 + 4 = \square \\ + \\ 30 + 5 = \square \\ \hline \square + \square = \square \end{array}$

**ORDINAL NUMBERS WORKSHEET - (1 to 10)**  
Circle the right number

8th	Fifth	First	<u>Eighth</u>
4th	Fourth	Third	Eleventh
1st	ninth	Third	First
6th	Sixth	Second	Fourth
3rd	Seventh	Third	Fifth
9th	Sixth	Eighteenth	Ninth
7th	Ninth	Seventh	Tenth
2nd	Second	Eighteenth	Twelvth
10th	Tenth	Sixth	Ninth
5th	Fourth	Tenth	Fifth

**2,3,4,5 & 10 TIMES TABLES SHEET 3**

All these questions involve using the 2,3,4,5 and 10 times tables to work out these missing multiplication facts.

1) $2 \times \square = 10$	21) $\square \times 4 = 24$
2) $\square \times 3 = 3$	22) $2 \times \square = 16$
3) $\square \times 5 = 15$	23) $\square \times 10 = 80$
4) $10 \times \square = 50$	24) $\square \times 3 = 21$
5) $4 \times \square = 8$	25) $5 \times \square = 10$
6) $\square \times 10 = 0$	26) $\square \times 2 = 14$
7) $\square \times 5 = 25$	27) $3 \times \square = 27$
8) $2 \times \square = 14$	28) $10 \times \square = 100$
9) $\square \times 4 = 16$	29) $\square \times 4 = 32$
10) $\square \times 10 = 30$	30) $2 \times \square = 18$
11) $3 \times \square = 18$	31) $\square \times 3 = 6$
12) $5 \times \square = 5$	32) $\square \times 4 = 28$
13) $\square \times 2 = 4$	33) $5 \times \square = 45$
14) $\square \times 3 = 12$	34) $3 \times \square = 24$
15) $4 \times \square = 20$	35) $\square \times 10 = 80$
16) $10 \times \square = 70$	36) $\square \times 5 = 35$
17) $\square \times 5 = 20$	37) $4 \times \square = 36$
18) $\square \times 3 = 0$	38) $3 \times \square = 12$
19) $2 \times \square = 20$	39) $\square \times 5 = 50$
20) $\square \times 5 = 35$	40) $\square \times 2 = 18$

**Inverse Relationships Add/Sub (A)**  
Instructions: Use the information given to fill in each box.

since $1 + 3 = 4$ then $4 - 1 = \square$	since $7 + 4 = 11$ then $11 - 7 = \square$
since $3 + 5 = 8$ then $8 - 3 = \square$	since $8 + 8 = 16$ then $16 - 8 = \square$
since $7 + 7 = 14$ then $14 - 7 = \square$	since $4 + 8 = 12$ then $12 - 4 = \square$
since $9 + 2 = 11$ then $11 - 9 = \square$	since $3 + 9 = 12$ then $12 - 3 = \square$
since $2 + 3 = 5$ then $5 - 2 = \square$	since $5 + 2 = 7$ then $7 - 5 = \square$
since $3 + 9 = 12$ then $12 - 3 = \square$	since $2 + 2 = 4$ then $4 - 2 = \square$
since $5 + 4 = 9$ then $9 - 5 = \square$	since $4 + 4 = 8$ then $8 - 4 = \square$
since $9 + 5 = 14$ then $14 - 9 = \square$	since $9 + 6 = 15$ then $15 - 9 = \square$

# SCIENCE-

1- creative science- do pg.no.11 24.

## **ACTIVITY 1: EXPLORING OBJECTS IN OUTER SPACE**

Outer space is where we really like to go.  
We ride inside a spaceship, don't you know.  
We like to travel through the stars, wave to Jupiter and Mars.  
Outer space is a place where we want to explore.

Given a chance we all would like to go and explore our outer space. So start preparing yourself, this summer vacation to gather information about it.


Lie down beneath the open sky and gaze up to take the breathtaking view of the night-time starlit sky to know more about stars, constellations, moon etc. You can use a telescope to look at them clearly. You can also visit the Nehru Planetarium at Teen Murti House with your parents to know more about astronomy.

So young astronomers get ready to do the telescope art & craft activity to compile facts about any three planets/ moon/ satellites/ spaceship of your choice (on 3 different coloured A-4 sheets).

### **Steps to make a paper 'telescope' of facts**

1. Take 2 circular cutouts- one cutout bigger than the other as shown in the picture. In the smaller cutout draw and colour any one heavenly object of your choice.
2. Paste the smaller circular cutout which you have coloured in the center of the bigger one. You can use cotton or double sided tape to give it a 3D effect.
3. Cut out 2 rectangles and 1 square as shown in the picture here for the body of the telescope.
4. Now in the bigger rectangle write 2 to 3 sentences describing the object, as shown in the figure here.
5. In the square cutout write 'This belongs to the little astronomer your name and class'.
6. Make the stand of the telescope by using cutouts of 3 thin rectangles and a small circle.
7. Now paste the circular disk, body and the stand of the telescope prepared in above steps on a coloured A-4 sheet

Your information card about the heavenly object is ready!



Scanned with  
CamScanner

# SOCIAL SCIENCE-

1.school social studies-do pg.no.9,10,11,20,21,22.

2. make an attractive and colorful drawing on a scroll on any one of the following heritage side of india.


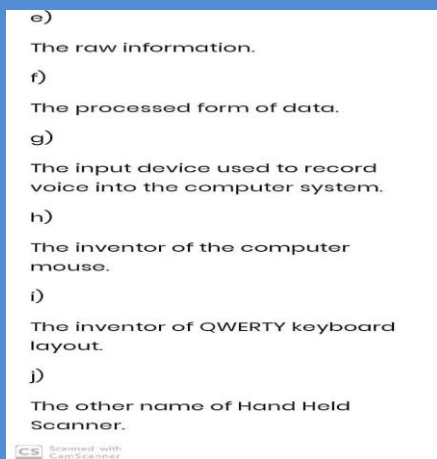
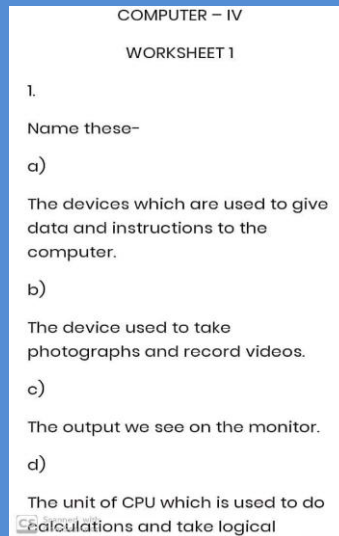
a. khajuraho

b. fatehpur sikri

c. bodh gaya

use handmade paper cloth any other desired material of your choice and give it an ancient look .write the name of the ancient artistically on the scroll.

# COMPUTER-



# G.K-

Pg.no.9,11,12,13,15,16,18,19, 20,21,22.

# HINDI WRITING-

Pg.no.3,4,5,6,7,8,9,10,11,12,13,14,15.

# ENGLISH WRITING-

Pg.no.5,6,7,8,9,10,11,12,13,14, 15.

**NOTE**-Revise all the syllabus of all the subjects done till the month of may.

<p>Dear Parents,</p> <p>Different types of languages are spoken by people from different regions, but the most important thing is that any language when spoken should be spoken correctly. The two common languages that our children should be able to speak fluently are Hindi and English. Since English is a universal language spoken and understood by people all over the world, we want our children also to be proficient in speaking it and for this we need full support and cooperation. We would appreciate if you adhere to the following points:</p> <ol style="list-style-type: none"><li>1. Speak with your child in English. Encourage reading habits.</li><li>2. Read out story-books and after finishing the story discuss it with your child.</li><li>3. Encourage Word Building and Picture Talk.</li></ol> <p>The teachers are trying to encourage the children to use simple words, phrases and sentences like:-</p> <ul style="list-style-type: none"><li>• May I go to play?</li><li>• May I borrow your pencil / eraser / sharpener?</li><li>• I have finished my work.</li><li>• Madam, may I go to the washroom?</li><li>• Madam, may I go to drink water?</li><li>• Madam, may I come in please?</li><li>• Madam, may I go to the bookshop / tailor shop?</li><li>• Madam, may I go to wash my hands?</li><li>• Madam, may I go to pay my school fees?</li><li>• Madam, may I sit in the front row as I can't see from the back?</li><li>• Madam, please repeat the concept as I'm unable to understand it.</li><li>• Madam, I have lost my shoes / blazer / tiffin box / water bottle etc.</li><li>• Madam, I came late as I missed my bus.</li><li>• Madam, I'm sorry. I have forgotten to bring my book, note book, pencil / eraser / drawing book etc.</li><li>• Madam, I'm sorry I couldn't complete my Home Work as I was unwell.</li><li>• Madam, may I borrow a pencil / eraser / ruler etc. from my partner as I've forgotten to bring it today.</li><li>• I am sorry for the delay.</li><li>• Could you please shut the door.</li></ul> <p>Use of magic words like excuse me, sorry, thanks, please.</p> <ul style="list-style-type: none"><li>• When asking for something, say "Please."</li><li>• When receiving something, say "Thank you."</li><li>• Do not interrupt grown-ups who are speaking with each other unless there is an emergency.</li><li>• If you need to get somebody's attention right away, the phrase "excuse me" is the most polite way for you to enter the conversation.</li><li>• When you have any doubt about doing something, ask permission first. It can save you from many hours of grief later.</li><li>• When you have spent time at your friend's house, remember to thank his or her parents for having you over and for the good time you had.</li><li>• Knock on closed doors and wait to see if there's a response before entering.</li></ul> <p>CS Scanned with CamScanner</p>	<p>Children can be encouraged to use simple words and sentences at home also. For example –</p> <ul style="list-style-type: none"><li>• Mummy, can I help you in the kitchen?</li><li>• Mummy, can I lay the table today?</li><li>• Mummy, should I help you wash the dishes today?</li><li>• Papa, can I help you wash the car?</li><li>• Grandpa, should I come with you for a walk?</li><li>• Grandma, should I help you put the thread in the needle?</li><li>• Mummy, can I get you a glass of water?</li><li>• Mummy, may I take some more Ice-Cream from the fridge?</li><li>• Papa, I'm sorry I was rude to you.</li><li>• Papa, please teach me how to ride a bicycle.</li><li>• Mummy, can I join the summer workshop in the school?</li><li>• Mummy, can I help you wash and soak the rice?</li><li>• Mummy, should I cut the salad today?</li><li>• Mummy, I will make a cup of tea for you. Please tell me where are the tea leaves.</li><li>• Mummy, can you teach me to make cold coffee please?</li><li>• Didhi, can you help me find my English note book?</li><li>• Papa, can we go for cycling today?</li></ul> <p>Wishing people properly – Hello Uncle / Auntie how are you?</p> <p>Wishing parents and elders Good Morning, Good Afternoon, Good Evening and Good Night.</p> <p>If we, as teachers and parents make a sincere effort and pay attention to the above mentioned points, we can help our children to learn, to understand and speak English at an early age.</p> <p>CS Scanned with CamScanner</p>
---	---

**Happy Holidays**

